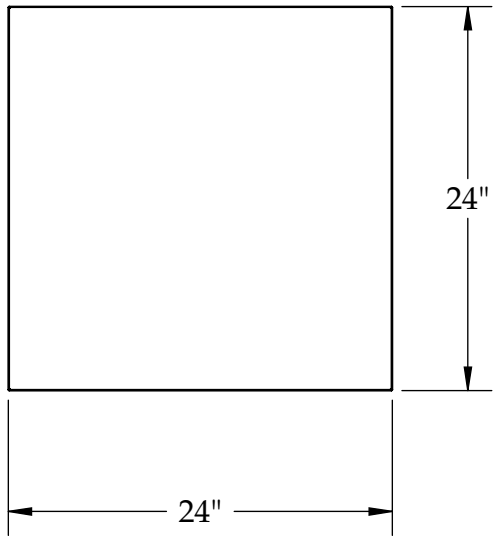



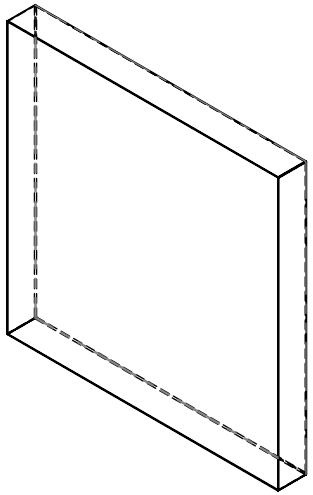

Note:

1. Weld Corners Water Tight
2. All edges hemmed at .5"
3. No burrs or weld splatter
4. Minimize burn marks

Killarney Metals

UNLESS OTHERWISE SPECIFIED:DIMENSIONS ARE IN INCHES

ENGLISH		METRIC	
FABRICATION			
FRACTION	±1/16		
X.X	±.06	X	±1
X.XX	±.03	X.X	±.4
X.XXX	±.015		
ALL ANGLES	±1 DEG		
MACHINING			
X.XX	±.01	X	±.8
X.XXX	±.003	X.X	±.2
X.XXXX	±.0007	X.XX	±.07

	NAME	DATE
DRAWN	EONS	14 Oct 19
CHECKED		
ENG APPR.		
MFG APPR.		
THIRD ANGLE		

This drawing and the information contained herein are the property of Killarney Metals. The contents of this drawing is not for reproduction in part or in whole without the prior written consent of Killarney Metals. All parts drawings are for informational purposes only. Killarney Metals in no way warrants the usefulness of this drawing or the product depicted as applied to particular application specifications. An independent engineering firm should be consulted to verify use and loading.

INTERPRET GEOMETRIC TOLERANCING PER:

NOTE:ALL BENDS WILL HAVE RADIUS OF THE MATERIAL THICKNESS

TITLE: 24x24x2.5 Drip Pan 97488

MATERIAL: 18 GA Galv Steel

SIZE	DWG. NO.	REV
A	97488	2

DO NOT SCALE DRAWING

SCALE: 1:12 | WEIGHT: | SHEET 1 OF 1

5 4 3 2 1